



24VDC

DIVA



ROAD BARRIERS

control unit with built-in encoder and receiver
brushless motor with geared motor in oil bath
built-in battery charger
external release



for passages up to 3 m



24 Vdc | intensive use



- 24 Vdc electromechanical barrier for intensive use, equipped with a control unit with integrated receiver, built-in battery charger and 115/230 Vac, 50/60 Hz switching power supply
- Electric motor with brushless technology that guarantees highest performance, reliability, fluid movements and a very long lifespan of the operator. This represents the ideal solution in contexts requiring a particularly intensive use (**Mean Cycles Between Failures = 5 million cycles**)
- Oil lubricated metal reductions and gear in bronze alloy allow minimising the wear process
- The upper cover allows a fast access to the control unit, it is characterised by a lock with a personalised key for the opening and hinges that facilitate the installation and the wiring operations
- RGB Led lights integrated in the cover and on the arm, with the possibility to work as a flashing light, a presence light with fixed colour, settable through the wiring. Through the accessory DIVA.TL, it is possible to adjust the colour of the lights according to the boom position (traffic light function)
- Illumination and light diffusion systems on both the cover and the arm designed to guarantee the maximum visibility in every direction and work as footpath lights under the arm itself
- Highest performance and speed (**opening 0.9 s, slowdowns excluded**)
- Designed for the connection of the X.BE accessory in order to be integrated with KNX domotics installations and the programming through the app BeUP and the interface PRO.UP



CONTROL UNITS:

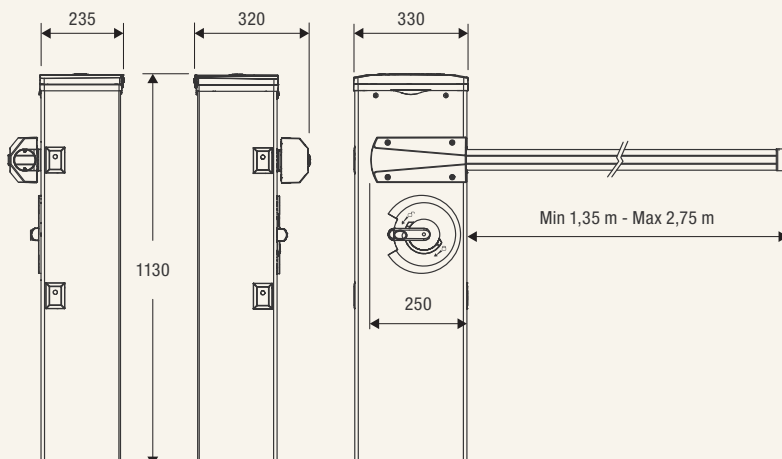
DIVA ————— CP.DIVA

BENINCA

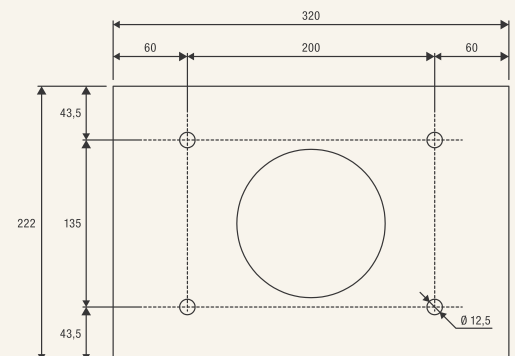
100%
Made in Italy



Foundation plate not included



VE.PS





DIVA3.AL
Fibreglass arm complete with LED lights and profile for light diffusion. Equipped with cap (L = 3 m).



DIVA3.AB
Fibreglass arm without LED lights, equipped with cap and shockproof rubber (L = 3 m).




VE.PS
Foundation plate with coach screws.



EVA.AF
Painted fixed support.



EVA.SUP
Support for DIVA internal accessories.



DIVA.TL
Electronic board to adjust the light colours on the arm and the crown according to the boom position (traffic light function)



VE.CS
Traffic-light control unit for LED.TL.



LED.TL
2 light 230 Vac LED traffic light.



SIS
Quick connection electronic board that allows synchronised movement of 2 automation devices (opposed barriers). One board for each motor is necessary.



DA.2S
Electronic board that allows synchronised movement of 2 automation devices (opposed barriers).




VE.KM1HN
Single channel loop detector.



VE.KM2HN
Two channels loop detector.

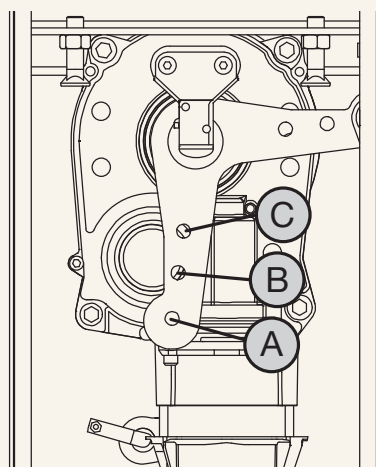


FTC.S
24 Vac/dc surface mounting photocell. It is possible to synchronise up to 4 pairs of photocells.



CAT.20
Set of 20 adhesive refractor strips

AUTOMATISMI BENINCÀ SpA • Via del Capitello, 45 • 36066 Sandrigo (VI) ITALY • T +39 0444 751030 • sales@beninca.com



POSITIONING OF THE SPRING

Arm length	from 1,6 m to 2,0 m	from 2,0 m to 2,5 m	from 2,5 m to 3,0 m
Hook point	C	B	A

TECHNICAL DATA	DIVA.3
Power supply	115 Vac / 230 Vac (50-60 Hz)
Motor supply	24 Vdc BRUSHLESS 3PH
Max. absorbed current	1,5 A (230 Vac) 3 A (115V)
Power consumption in stand-by	100 mA (115 Vac)
Min. opening time	0.9 s (slowdowns excluded)
Duty cycle	Intensive use
MGBF	5 million cycles
Protection level	IP44 (control unit IP54)
Operating temperature	-20°C / +50°C
Lubrication	OIL
Weight	49 kg
Items no. per pallet	9